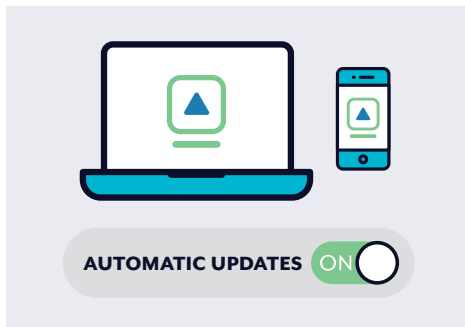


TOP TIPS FOR CYBER SECURITY


PRACTICAL WAYS TO PROTECT YOURSELF ONLINE

cyber.gov.au/learn



Update your devices

Updating your devices can fix issues and address new security concerns or weaknesses that hackers could use to access your devices. They can also add new features to your apps or device.



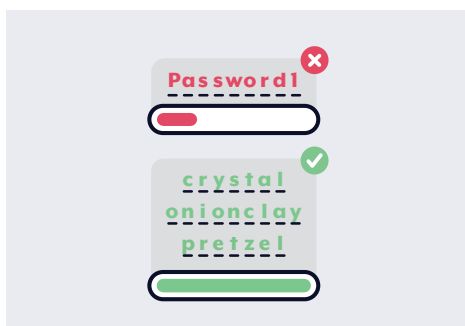
Turn on multi-factor authentication (MFA)

MFA means having more than one check in place to prove your identity on an account. For example, you may need a code from a text message and your passphrase. It makes it much harder for cybercriminals to access your accounts.




Set up and perform regular backups

A backup is a digital copy of your most important information either to an external storage device or a server on the internet like the cloud. It means you can restore your files if something goes wrong.



Set up secure passphrases

When MFA is not available, use a passphrase to secure your account. Passphrases are the more secure version of passwords, using four or more random words as your password. This makes them hard for cybercriminals to guess but easy for you to remember.



Recognise and report scams

Criminals often use email, SMS, phone calls and social media to scam people that are made to appear as if they were sent from individuals or organisations you think you know, or you think you should trust.

Always be alert when clicking on attachments or links within emails.



Level up your cyber security by...

- Think about what you post online.
- Get alerts on new threats. Sign up to our free alert service.
- Talk about cyber security with your family and friends.
- Avoid public Wi-Fi when you're banking or shopping online.
- Report cyber attacks and incidents to keep Australia secure.

Find out more at cyber.gov.au/learn

Report cyber security incidents:

cyber.gov.au | 1300 CYBER1 (1300 292 371)



Australian Government
Australian Signals Directorate

ACSC Australian Cyber Security Centre